



Remedy Meds {+}

Welcome to

Remedy Meds {+}

The **number 1** weight-loss
prescription company for patients.
Your health is our **number 1** priority.

Customer Support: **+1 (551) 239-9025**

Last Updated: February 5th, 2025


Supported by our expert care team

Meet our world-class doctors, specialists, and pharmaceutical providers.



Mohit Joshipura

Chief Medical Officer
BA, Texas Tech University



Alex Pandajis

Medical Director
PhD, Quinnipiac University



Jordan Cobb

Clinical Education Director
MA, Vanderbilt University



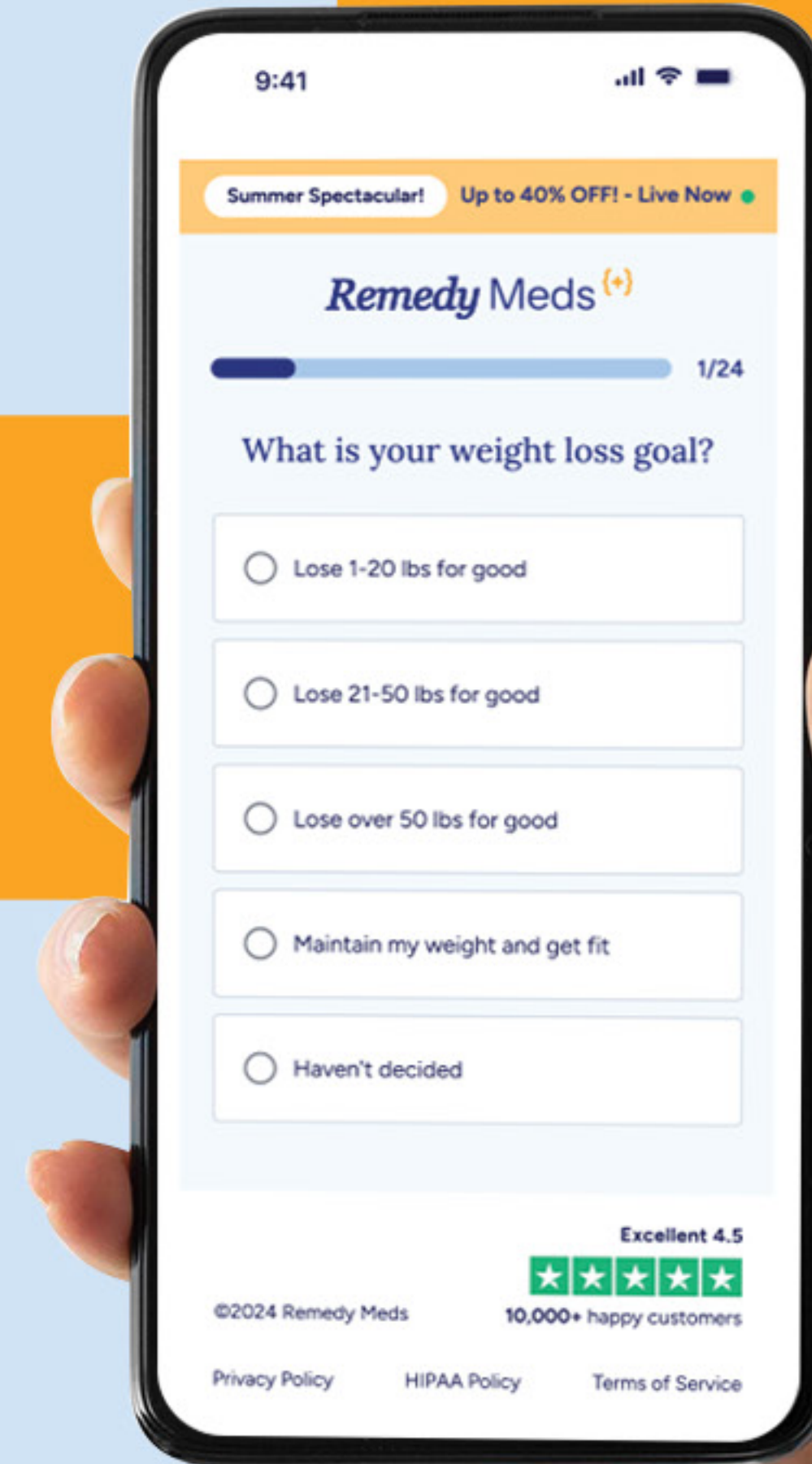
Refill

Refilling your prescription is easy when you know the steps. Whether you're continuing treatment or ensuring you're prepared for your next dose, it's important to complete a few key steps. Here's a quick guide on how to get your refill, stay on top of notifications, and make sure you're qualified for the next batch of medication.

Step 01

Log Into the Portal and Fill Out the Refill Form


To start the refill process, you'll need to log into your portal and fill out the refill form. **No prescription will be shipped without a completed refill form.** That's why it's important to log in as soon as you're notified! If you're not sure when you can start your refill form, **We will send you an email and text message to remind you when it is time to fill out your refill form.**



Step 02

Expect a Notification to Fill Out the Refill Form

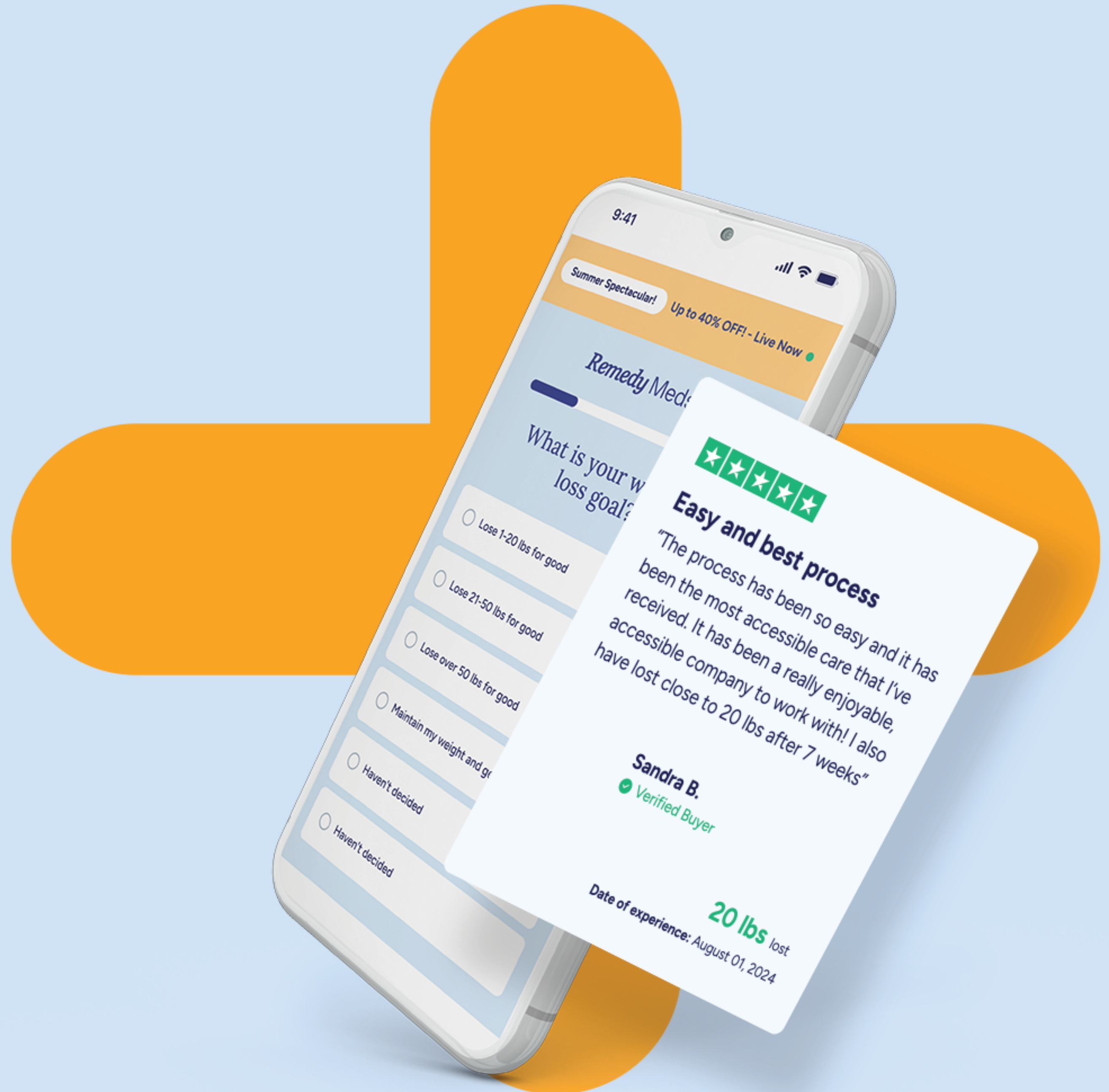
For patients on an oral medication, your refill form is available after 21 days of medication. For patients on an injectable medication, your refill form is available after you take your third dose.



Step 03

Need More Info? We're Here to Help!

- + If we see something concerning in your refill form, we might ask you to submit additional lab work sooner than the usual three-month cycle. This helps us make sure you're getting the right care based on your current health.
- + Additionally, a provider may ask to speak with you before prescribing your medication, and an appointment will need to be scheduled through your portal.
- + Keep in mind that it's possible to be disqualified if your health status changes.



Billing

We want to make sure you're always in control of your membership, so here are some important things to know:





Month-to-Month Membership

We are entirely month-to-month with no minimum contracts or commitments, so you can cancel easily.



Automatic Billing

Your membership is charged automatically every 28 days, so you don't need to worry about manual payments.



No Long-Term Contract

There's no long-term commitment, so you're free to cancel whenever it works best for you.



Easy Cancellation

You can cancel your membership directly through your portal or by reaching out to our support team.

Please note that once a prescription has been written, we are unable to issue a refund.

What's included in my membership:

- + Medication (Syringes and Alcohol pads are included if you choose injections)
- + Unlimited access to our licensed providers and nursing line.
- + Free shipping
- + Free lab work
- + Customer Support 8am-8pm EST every day
- + **NO HIDDEN FEES**

Understanding Your Semaglutide and Tirzepatide Dosage: A Guide for Patients

If you're undergoing treatment with Semaglutide or Tirzepatide, understanding how and when your dosage may increase is key to getting the best results. Whether you're on the injectable or oral form, it's important to follow your healthcare provider's instructions closely and stay informed about any changes to your dosage levels.



Injection Dosage Levels:

What You Need to Know

Semaglutide and Tirzepatide injections come in a series of levels, each designed to gradually increase based on your body's response to the medication. Here's a quick breakdown of the injection dosage levels for both:



Semaglutide Injection

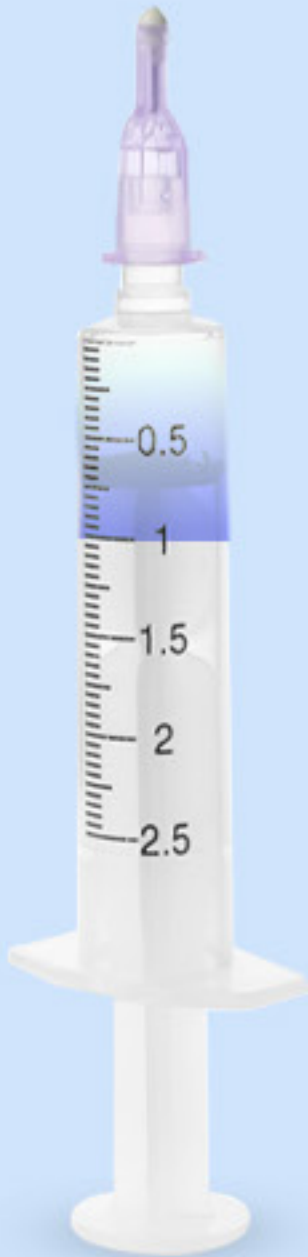
(Levels 1-5)




Level 1:
0.25 mg



Level 2:
0.5 mg



Level 3:
1.00 mg



Level 4:
1.5 mg




Level 5:
2.5 mg

Your healthcare provider will prescribe a starting dose, which may be adjusted over time based on your progress and response to treatment.




Tirzepatide Injection


(Levels 1-6)



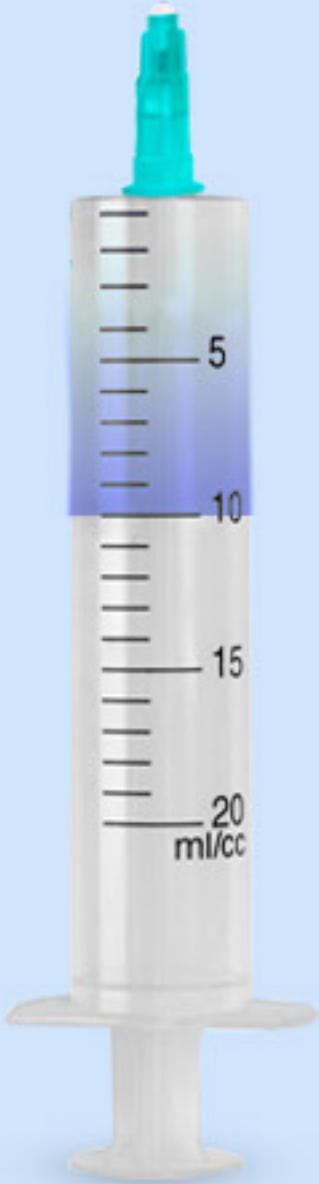
Level 1:
2.5 mg




Level 2:
5 mg




Level 3:
7.5 mg



Level 4:
10 mg



Level 5:
12.5 mg




Level 6:
15 mg

Oral Semaglutide: Adjusting Dosage for Better Results

Semaglutide Oral Dosing Schedule

L1	2 mg daily for 4 weeks
L2	3 mg daily for 4 weeks
L3	4 mg daily for 4 weeks



Oral Tirzepatide: Adjusting Dosage for Better Results

Tirzepatide Oral Dosing Schedule

L1	3 mg daily
L2	4 mg daily
L3	5 mg daily
L4	6 mg daily



Be sure to follow the dosing changes closely and consult your provider for any concerns or adjustments.



Key Tips

- + If you feel the prescribed dosage isn't right for you, please consult with one of our providers.
- + If you miss more than two weeks between injections, you'll need to start at Level 1 again.
- + You can request a dosage increase on your refill form, but be sure to have your labs ready when needed.



What?

Should You Do if You Miss a Dose or Need a Dosage Change?

If you miss a dose of either the injection or oral medication, be sure to take it as soon as possible unless it's almost time for your next dose. If it's too close to your next scheduled dose, please contact us so that we can connect you with one of our medical professionals for further guidance.



If you feel that your dosage needs to be adjusted or you're experiencing side effects, it's crucial to discuss this with your provider. Don't attempt to adjust the dosage on your own, as doing so may interfere with the medication's effectiveness or cause unwanted side effects.





Will the clinician prescribe other medications to supplement my GLP-1?”

Our clinicians will evaluate your health profile to make a determination of what medications to prescribe to assist you in your personalized journey. **Text messages received about picking up medication from a local pharmacy are most likely for anti-nausea meds. This is not part of your subscription.**

Key Takeaways

DOSAGE INCREASES for both Semaglutide and Tirzepatide are gradual and must be done under the guidance of our healthcare providers.

MISSED INJECTIONS or doses must be handled carefully—if more than two weeks have passed, you may need to start at the lowest dosage level again.

Always **CONSULT WITH YOUR PROVIDER** if you feel the prescribed dosage isn't working or if you have any concerns about your treatment plan.

Keep track of any **CHANGES IN THE DOSING SCHEDULE** for oral Semaglutide and stay updated on your prescribed treatment plan.



If you have any questions about your current dosage or treatment plan, don't hesitate to reach out to our medical team.. They are the best resource to guide you through your journey with Semaglutide or Tirzepatide.





Continuing Your Previous Prescription Dosage from Another Company

If you're coming from another company and want to continue the same dosage you were on, we've got you covered! Here's what you'll need to do:



How to Continue Your Previous Dosage

Provide Proof of Your Previous Prescription

You'll need to show proof of your last prescription. This helps us ensure we're all on the same page when it comes to your dosage.

Upload Your RX Proof to Your Portal

After receiving your proof, upload the images directly to your portal under the Document Section. This is where we'll review everything.

No Guarantees on Dosage Approval

While we'll do our best to accommodate your request, we can't guarantee that the provider will approve the exact dosage from your previous prescription. It's all based on what's best for you moving forward.


Email Us the Proof (Optional)

If you prefer, you can email us at support@remedymeds.com with the images of your previous RX. Once we receive them, we'll upload them to your Remedy Meds portal for you.

What Your Proof of Prescription Should Include:

To make sure everything is processed smoothly, the proof must include the following details:





VS

A clear photo of the RX bottle or the AVS (After Visit Summary) or an electronic RX.



A PDF upload of the AVS or RX document (or any written form from your healthcare provider) that shows the following

- + Medication name
- + Dose
- + Frequency of use
- + Your name
- + Your date of birth (DOB)
- + Date the RX was filled (or the date it was written)

Also, please remember to include the date of your **first injection** on the previous medication.



Labs

When it comes to your treatment plan, labs play a crucial role in making sure you're on the right track. Here's everything you need to know about the lab tests required, when you need them, and how to make sure you're fully prepared.





Required Lab Tests

To help track your progress and ensure that your body is responding well to the treatment, the following lab tests are required:



A1C

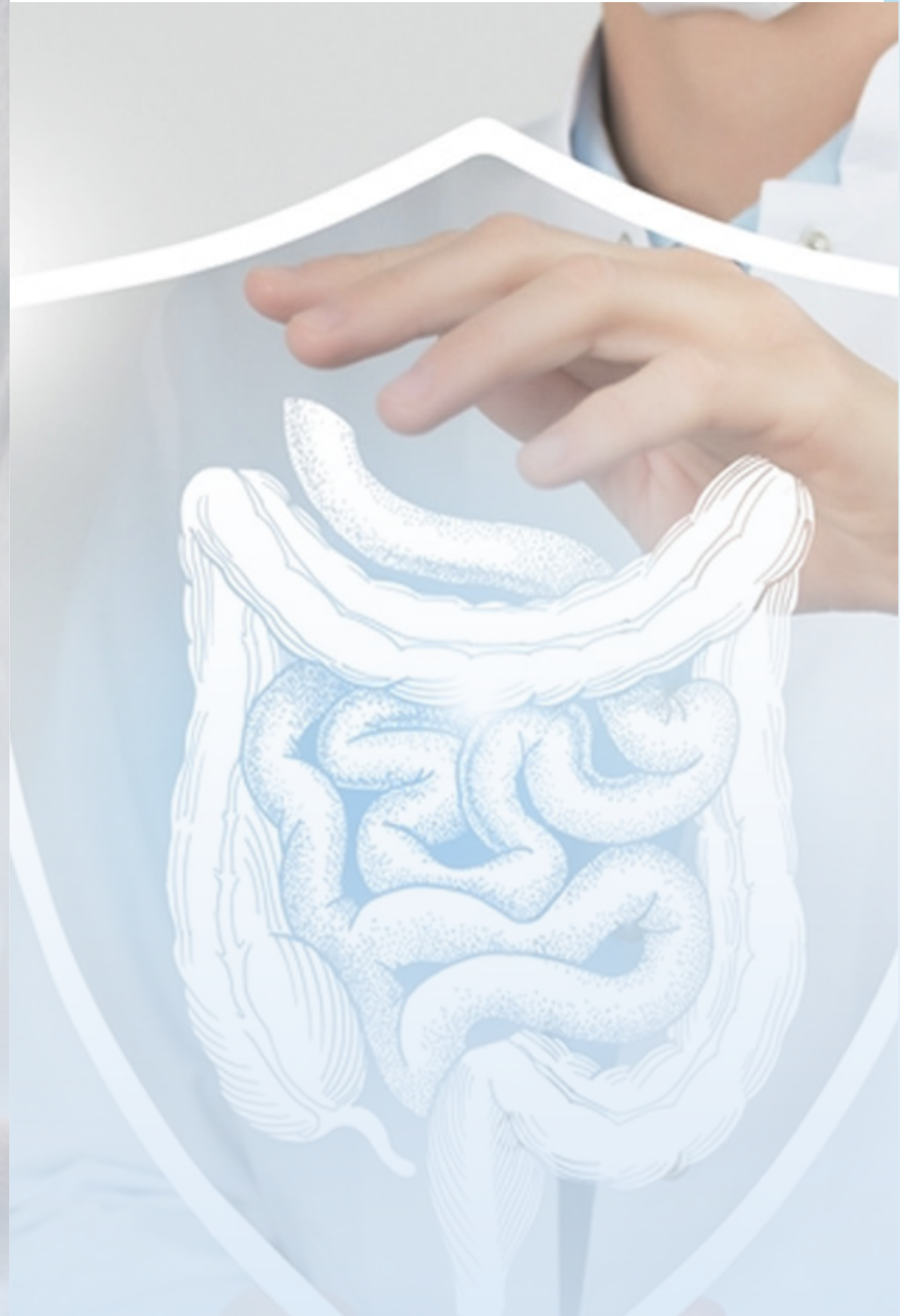
This test measures your average blood sugar levels over the past 2-3 months.



TSH

(Thyroid Stimulating Hormone)

This helps evaluate how well your thyroid is functioning.



CMP

(Comprehensive Metabolic Panel)

A group of tests that check your blood sugar levels, liver and kidney function, and electrolyte balance.



Lipid Panel

This test checks your cholesterol levels and overall heart health.

Important Information About Your Labs

We Cover the Cost of Labs

You don't have to worry about the expense—lab costs are covered for you!



Labs Are MANDATORY After the 3rd Month

After the third month of your medication, labs are required to continue receiving prescriptions. If labs aren't completed by the fourth order, you will not be able to receive your fourth prescription order.



Labs Are Needed to Increase Your Dosage

If you're moving up in dosage levels, labs are required after your second month.

- + You can move from Level 1 to Level 2 without labs.
- + However, to go from Level 2 to Level 3, you must have lab results submitted.



Why Labs Are So Important

A provider is unable to continue prescribing your medication without understanding how your body is doing. The lab results help us ensure that your treatment is effective and safe for you.





LabQuest or LabCorp

We partner with these lab facilities to confirm you can easily get your required tests done.



New York, New Jersey, and Rhode Island Residents

If you're based in these states, your lab order will be assigned to

Bioreference

Don't worry, you'll automatically receive your lab orders from us.



We currently do not offer at home lab kits



Using Previous Lab Results

- + You can use your previous lab results as long as they were completed within the last 24 months.
- + If you already have lab results, feel free to send them over to us by uploading them to your portal.

How to Prepare for Your Lab Appointment

To get the most accurate results, it's important to fast before your lab appointment:

- + **Fasting:** For the best results, do not eat or drink anything for 12 hours before your scheduled appointment (water is fine).
- + **What to Bring:** Make sure to bring your lab order and a valid form of ID when you go in for your appointment.





Lab Requirements Can Be Requested at Any Time

Sometimes, a provider may ask for labs even before the third month—or at any point during your treatment—if they feel it's necessary. This helps ensure your treatment is going smoothly.

Key Takeaways

- + Labs are mandatory after the 3rd month of your treatment. No prescription will be ordered without lab results by the 4th month.
- + Labs are required to increase your dosage past level 2.
- + We partner with **LabQuest**, **LabCorp**, and **Bioreference** (for New York, New Jersey, and Rhode Island patients).
- + You can use labs from the last 24 months.
- + Be sure to **fast for 12 hours** before your lab appointment to ensure the most accurate results.

If you have any questions or need help with your lab tests, don't hesitate to reach out. We're here to support you every step of the way!



Access to Physicians and Virtual Appointments

Please know that part of your membership includes unlimited access to our team of providers, so that you can get all the individualized attention you deserve! The medical team has the credentials to discuss your medical needs and suggest increasing dosages and more. We have appointments available all throughout the day every day and you can easily access and book these appointments through your portal at remedymeds.com.

Remedy Meds {+}

Join the Conversation!

We'd love to hear from you! Join our community on our Facebook page to share your thoughts, ask questions, and connect with others going through the same journey.

<https://www.facebook.com/groups/officialremedymeds/>

